

Chart Production with CARIS Paper Chart Composer

Training Course Description

Description

This self-paced online training course provides a basic introduction to how to use the CARIS Paper Chart Composer desktop software program for nautical paper chart production. The course covers the same topics and includes the same exercises as the equivalent classroom training course. However it lets you go through the materials at your own pace, using your own computer with internet access, from your desktop, and without having to attend a classroom training course in another location.

Length

12 hours (estimated – completion time may vary based on experience).

Audience

Anyone who is expecting to work with CARIS Paper Chart Composer for nautical chart production. This includes people who will be managing, compiling, checking and completing charts in a digital environment within a hydrographic organization or other company. It is also of interest to students or others wishing to learn about Composer.

This introductory course is also of interest to anyone who will be using the CARIS HPD Paper Chart Editor database software program.

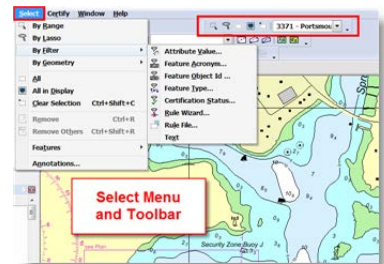
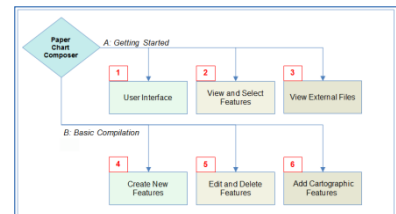
Topics

Part A. Getting Started with Composer:

- ✓ Introduction and overview
- ✓ Understanding the user interface: menus, toolbars and windows
- ✓ Opening a paper chart
- ✓ Getting help
- ✓ Basic viewing command
- ✓ Selecting features in a chart
- ✓ Creating filtered layers
- ✓ View external vector and raster data sources

Part B. Basic Compilation in Composer:

- ✓ Basic feature creation steps
- ✓ Create new geographic point, line, area and sounding features
- ✓ Basic feature editing commands
- ✓ Edit feature attributes
- ✓ Delete features from a chart
- ✓ Add cartographic text features, text blocks and contour labels
- ✓ Edit text features
- ✓ Add other cartographic point, line and area features
- ✓ Undo/redo functions and saving changes



EXERCISE 1-1: START COMPOSER AND EXAMINE THE USER INTERFACE

STEP 1

Start CARIS Paper Chart Composer

Start Paper Chart Composer and open a sample training chart

1. Start Paper Chart Composer

1.1. Use Start-> All Programs-> CARIS- Paper Chart Composer version menu to start Paper Chart Composer and show its user interface

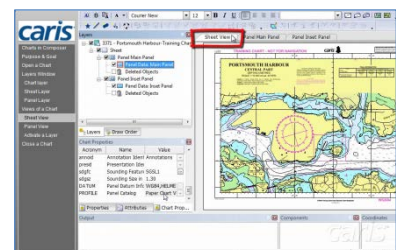


Chart Production with CARIS Paper Chart Composer

Training Course Description

Course Materials

This self-paced online training course makes use of different types of materials including:

- ✓ Introductory pages of text with related screen captures
- ✓ Short video presentations with audio
- ✓ Practical step-by-step exercises with downloadable datasets
- ✓ Multiple choice quizzes to review what you have learned

Prerequisites

This is an introductory training course. No previous experience working with CARIS software is required. Ideally, all participants will satisfy the following pre-requisites:

- ✓ Familiar with operating Windows computers and software including using an internet browser
- ✓ An understanding of or previous working experience creating nautical charts in a digital production environment
- ✓ Some knowledge of the IHO S-57 Standard is helpful but not required – this is not covered in the course

Software Requirements

Participants must have access to the following as these items are *not* included with access to the online course:

- ✓ CARIS Paper Chart Composer version 1.1 software program
- ✓ A valid CARIS software licence/dongle
- ✓ High speed internet access and an internet browser

Contact us

For more information about this self-paced online training course, please contact CARIS Global Headquarters:

Address: 115 Waggoners Lane, Fredericton, NB, E3B2L4, Canada

Phone: +1-506-458-8533

E-mail: support@caris.com

Website: www.caris.com

